



B. Adding Pictures

Wednesday, February 26, 2020 9:10 AM

1. Go to www.belongstudy.org
2. Click on "Login" at the top
3. Click on "Photo Participant Login Here"
4. This should lead to a home page like this:

Home Announcements FAQ Contact User Guide Account Logout



a.

Please add 6 images to each of the 3 topics and follow the steps below:

<p>Step 1: Click the Options link at the top right and select "Edit Profile" to add your photos.</p> <p>Step 2: Click the blue "upload" button below.</p> <p>Step 3: Choose a picture that is saved on your computer (or mobile device if you are accessing the site through your mobile device) and select the "open" button.</p>	<p>Step 4: Click "Apply".</p> <p>Step 5: Add a caption to your picture by typing in the text box that says "Enter your picture caption here."</p> <p>Step 6: Save and view your profile updates by clicking the Update Profile link at the top right or the "Update Profile" button on the bottom left of your profile.</p>
---	--

_____**Your Success**_____

Things that contribute to your success.

_____**Your Challenges**_____

Things that are challenging to your success.

_____**Your Journey**_____

Things that represent your bariatric journey so far.

5. Follow instructions on the home page to upload picture
6. Click on the gear icon the right of your name and click on "Edit Profile"



a.

Please add 6 images to each of the 3 topics and follow the steps below:

Step 1: Click the Options link at the top right and select "Edit Profile" to add your photos.

Step 2: Click the blue "upload" button below.

Step 3: Choose a picture that is saved on your computer (or mobile device if you are accessing the site through your mobile device) and select the "open" button.

Step 4: Click "Apply".

Step 5: Add a caption to your picture by typing the text box that says "Enter your picture caption here."


Step 6: Save and view your profile updates by clicking the Update Profile link at the top right or the "Update Profile" button on the bottom left of your profile.

Your Success
Things that contribute to your success.

Your Challenges
Things that are challenging to your success.

Your Journey
Things that represent your bariatric journey so far.

7. This should lead you to this page:



Please add 6 images to each of the 3 topics and follow the steps below.

- Step 1:** Click the Options link at the top right and select "Edit Profile" to add your photos.
- Step 2:** Click the blue "upload" button below.
- Step 3:** Choose a picture that is saved on your computer (or mobile device if you are accessing the site through your mobile device) and select the "open" button.
- Step 4:** Click "Apply".
- Step 5:** Add a caption to your picture by typing in the text box that says "Enter your picture caption here."
- Step 6:** Save and view your profile updates by clicking the Update Profile link at the top right or the "Update Profile" button on the bottom left of your profile.

a.

Your Success
Things that contribute to your success.
Add photos and captions to this section by editing your profile.

<input type="button" value="Upload"/> Enter your picture caption here.	<input type="button" value="Upload"/> Enter your picture caption here.	<input type="button" value="Upload"/> Enter your picture caption here.
<input type="button" value="Upload"/> Enter your picture caption here.	<input type="button" value="Upload"/> Enter your picture caption here.	<input type="button" value="Upload"/> Enter your picture caption here.

Your Challenges
Things that are challenging to your success.
Add photos and captions to this section by editing your profile.

<input type="button" value="Upload"/> Enter your picture caption here.	<input type="button" value="Upload"/> Enter your picture caption here.	<input type="button" value="Upload"/> Enter your picture caption here.
<input type="button" value="Upload"/> Enter your picture caption here.	<input type="button" value="Upload"/> Enter your picture caption here.	<input type="button" value="Upload"/> Enter your picture caption here.

Your Journey
Things that represent your heroic journey so far.
Add photos and captions to this section by editing your profile.

<input type="button" value="Upload"/> Enter your picture caption here.	<input type="button" value="Upload"/> Enter your picture caption here.	<input type="button" value="Upload"/> Enter your picture caption here.
<input type="button" value="Upload"/> Enter your picture caption here.	<input type="button" value="Upload"/> Enter your picture caption here.	<input type="button" value="Upload"/> Enter your picture caption here.

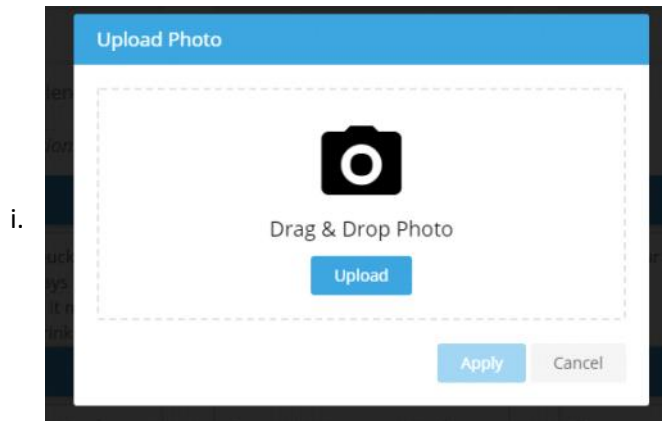
8. Follow directions on the page to upload your picture.

a. Based on the picture you are uploading, scroll to the appropriate category and click on the blue "Upload" button

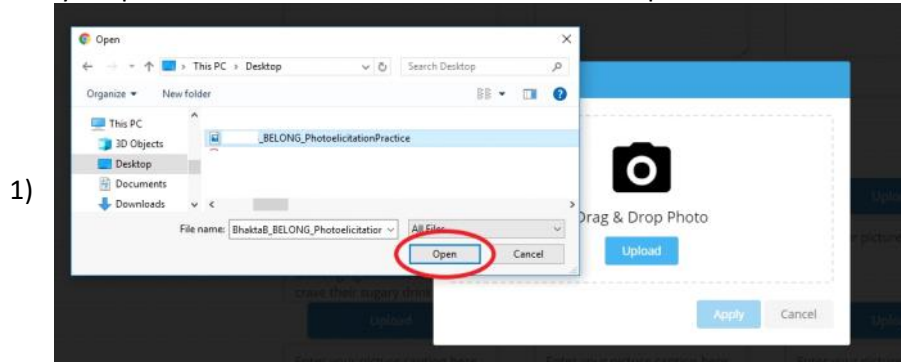
Your Challenges
Things that are challenging to your success.
Add photos and captions to this section by editing your profile.

<input type="button" value="Upload"/> Enter your picture caption here.	<input type="button" value="Upload"/> Enter your picture caption here.	<input type="button" value="Upload"/> Enter your picture caption here.
<input type="button" value="Upload"/> Enter your picture caption here.	<input type="button" value="Upload"/> Enter your picture caption here.	<input type="button" value="Upload"/> Enter your picture caption here.

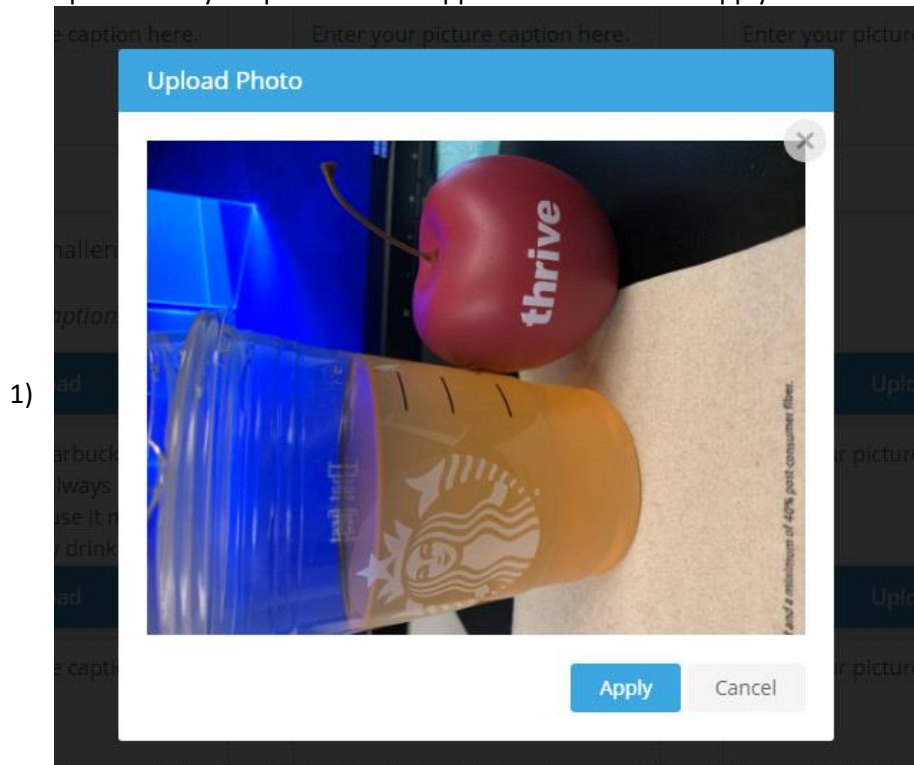
b. A pop up will appear and you will need to click on the blue "Upload" button again



ii. Select your picture from the file window and click on "Open"



iii. Then a preview of your photo should appear and then click "Apply"



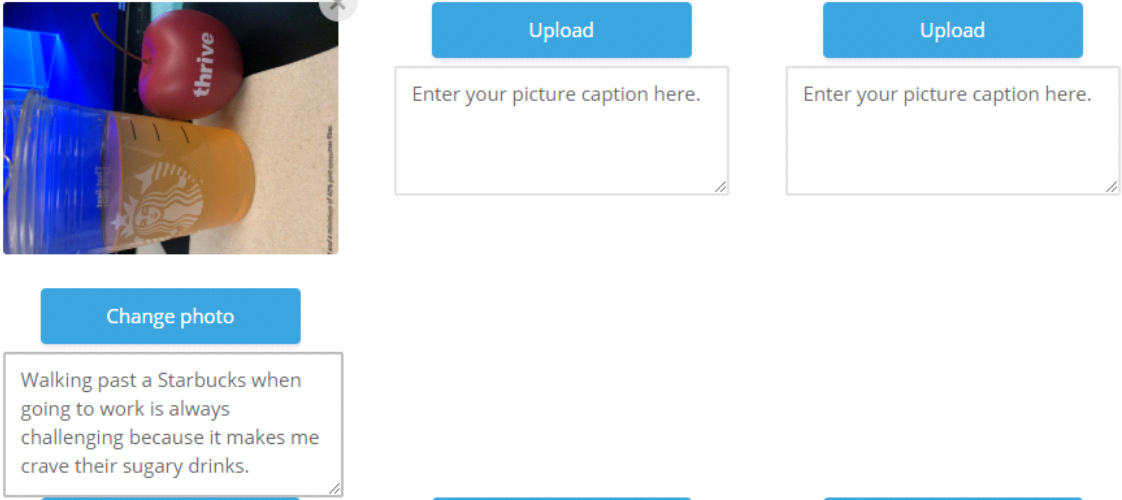
c. You will be back to the screen where you can upload your pictures. You should be able to see the picture you uploaded in the specific category you chose. Now you can add a caption to describe your picture.

Your Challenges

Things that are challenging to your success.

Add photos and captions to this section by editing your profile.

a.



Change photo

Walking past a Starbucks when going to work is always challenging because it makes me crave their sugary drinks.

Upload

Upload

Enter your picture caption here.

Enter your picture caption here.

d. Repeat steps for additional photo uploads

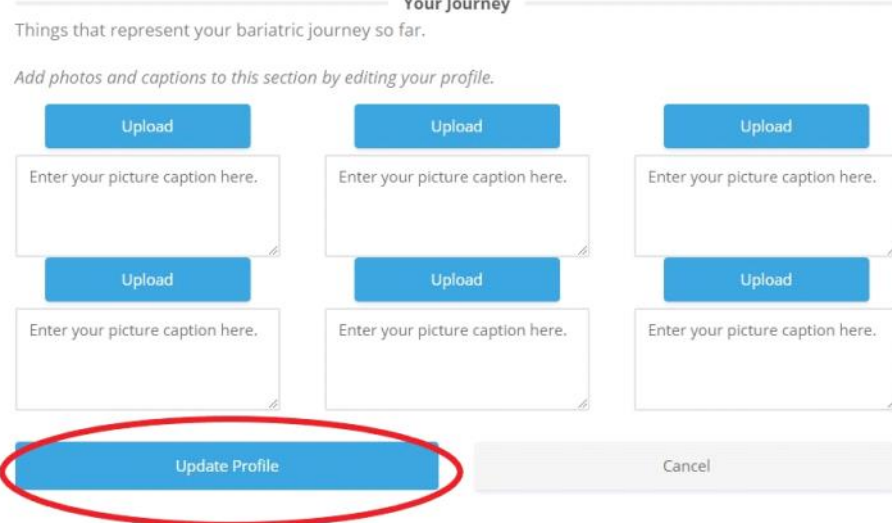
e. Once finished scroll down to the bottom of the page and click on "Update Profile"

a.

Your Journey

Things that represent your bariatric journey so far.

Add photos and captions to this section by editing your profile.



Upload

Upload

Upload

Enter your picture caption here.

Enter your picture caption here.

Enter your picture caption here.

Upload

Upload

Upload

Enter your picture caption here.

Enter your picture caption here.

Enter your picture caption here.

Update Profile

Cancel

9. You should be taken back to the home page and you will be able to see your uploaded picture on that page as well.



Please add 6 images to each of the 3 topics and follow the steps below:

Step 1: Click the Options link at the top right and select "Edit Profile" to add your photos.

Step 2: Click the blue "upload" button below.

Step 3: Choose a picture that is saved on your computer (or mobile device if you are accessing the site through your mobile device) and select the "open" button.

Step 4: Click "Apply".

Step 5: Add a caption to your picture by typing in the text box that says "Enter your picture caption here."

Step 6: Save and view your profile updates by clicking the Update Profile link at the top right or the "Update Profile" button on the bottom left of your profile.

a.

Your Success

Things that contribute to your success.

Enter your picture caption here.
Enter your picture caption here.


Enter your picture caption here.
Enter your picture caption here.

Enter your picture caption here.
Enter your picture caption here.

Your Challenges

Things that are challenging to your success.

Add photos and captions to this section by editing your profile.



Walking past a Starbucks when going to work is always challenging because it makes me crave their sugary drinks.

Enter your picture caption here.

Enter your picture caption here.

Enter your picture caption here.

Enter your picture caption here.

Enter your picture caption here.

Your Journey

Things that represent your bariatric journey so far.

Enter your picture caption here.
Enter your picture caption here.

Enter your picture caption here.
Enter your picture caption here.

Enter your picture caption here.
Enter your picture caption here.